



Oasis

Metal Seating Collection

Oasis offers exceptional durability and can be specified with open arms or upholstered arm panels. The Oasis Collection also includes a Glider chair, designed for Behavioral Health spaces.



Stance
BEHAVIORAL HEALTH



SW6501HD-OA

Guest Chair, open arms

W 25.5 D 27 H 34.5

Seat W 21 D 19 H 18.5

Arm H 26



SW6501HD-CA

Guest Chair, closed arms

W 25.5 D 27 H 34.5

Seat W 21 D 19 H 18.5

Arm H 26



SW6508HD-OA

Bariatric Chair, open arms

W 35.5 D 27 H 34.5

Seat W 31 D 19 H 18.5

Arm H 26




SW6508HD-CA

Bariatric Chair, closed arms

W 35.5 D 27 H 34.5

Seat W 31 D 19 H 18.5

Arm H 26




FEATURES –

- Limited Lifetime Warranty
- 11-gauge powder-coated steel frame for enhanced structural integrity
- Multiple-Seat units available with or without intervening arms
- Moisture barrier
- Arm caps designed for easy ingress and egress
- Clean-out spacing between seat and back

OPTIONS –

- Choice of wood, polyurethane, rigid polyester or solid surface arm caps
- Custom frame finishes available
- Also available as a Glider Chair
- Contrasting fabrics
- CAL TB 133 compliance
- Moisture barrier
- Added weight
- Bolt-to-floor brackets


METAL FINISHES –




WOOD FINISHES –



POLYURETHANE ARM CAP FINISHES –



RIGID POLYESTER ARM CAP FINISHES –



CORIAN® SOLID SURFACE FINISHES –

