

Oasis

Metal Seating Collection

When ordering this product, specification codes must be added to unit Model Number, as shown below.

NOTE: Upholstery and/or additional options must be specified separately.



S
I
S
E
O

MODEL NUMBER –

METAL FRAME FINISH –

ARM CAP FINISHES –


SW6501HD-OA-SS –MA

GM Gunmetal	Wood	Polyurethane
MB Metallic Beige	CL Candelight	PB Black
SB Smooth Black	CH Chocolate	PG Grey
SS Smooth Silver	GR Grenada	PT Taupe
TB Textured Black	HM Hard Rock Maple	
TN Textured Nickel	HA Havana	
	MA Mahogany	
	RC Rustic Cherry	
	SF Summer Flame	

Oasis

Metal Seating Collection

Different fabrics may be specified on the seat and on the back. In this case, use the higher grade of the two. No additional upcharge applies.



SW6501HD-OA

DESCRIPTION –

Single Chair

Open arms



DIMENSIONS –

Width 25.5

Depth 27

Height 34.5

Seat Height 18.5

Seat Width 21

Seat Depth 19

Arm Height 26

COM Yard Back 1.25

COM Yard Seat 0.75

Ship Weight 62

Cubic Feet 16

OPTIONS –

CAL 133, *per seat* +98

Moisture barrier, *per seat* +85

Custom frame finish +28

Bolt-to-floor bracket +85

Wood arm caps -

Polyurethane arm caps -

Rigid Polyester arm caps +75

Corian® Solid Surface arm caps +795

Additional 20 lbs weight +185

Additional 40 lbs weight +325

Additional 60 lbs weight +495

MODEL NO.	COM/1	2	3	4	5	6
SW6501HD-OA	CAD \$ 1637	1725	1814	1906	1998	2092

SW6501HD-CA

DESCRIPTION –

Single Chair

Closed arms



DIMENSIONS –

Width 25.5

Depth 27

Height 34.5

Seat Width 21

Seat Depth 19

Seat Height 18.5

Arm Height 26

COM Yard Back 1.25

COM Yard Seat 0.75

COM Yard Arms 2

Ship Weight 83

Cubic Feet 16

OPTIONS –

CAL 133, *per seat* +98

Moisture barrier, *per seat* +85

Custom frame finish +28

Bolt-to-floor bracket +85

Wood arm caps -

Polyurethane arm caps -

Rigid Polyester arm caps +75

Corian® Solid Surface arm caps +795

Additional 20 lbs weight +185

Additional 40 lbs weight +325


Additional 60 lbs weight +495

MODEL NO.	COM/1	2	3	4	5	6
SW6501HD-CA	CAD \$ 2046	2264	2486	2711	2939	3172

Oasis

Metal Seating Collection

Different fabrics may be specified on the seat and on the back. In this case, use the higher grade of the two. No additional upcharge applies.



SW6508HD-OA

DESCRIPTION –

Bariatric Chair

Open arms



DIMENSIONS –

Width 35.5

Depth 27

Height 34.5

Seat Width 31

Seat Depth 19

Seat Height 18.5

Arm Height 26

COM Yard Back 1.5

COM Yard Seat 1

Ship Weight 93

Cubic Feet 21

OPTIONS –

CAL 133, *per seat* +98

Moisture barrier, *per seat* +85

Custom frame finish +28

Bolt-to-floor bracket +85

Wood arm caps -

Polyurethane arm caps -

Rigid Polyester arm caps +75

Corian® Solid Surface arm caps +795

Additional 20 lbs weight +185

Additional 40 lbs weight +325

Additional 60 lbs weight +495

MODEL NO.	COM/1	2	3	4	5	6
SW6508HD-OA	CAD \$ 2090	2228	2368	2509	2654	2801

SW6508HD-CA

DESCRIPTION –

Bariatric Chair

Closed arms



DIMENSIONS –

Width 35.5

Depth 27

Height 34.5

Seat Height 18.5

Seat Width 31

Seat Depth 19

Arm Height 26

COM Yard Back 1.5

COM Yard Arms 2

Ship Weight 114

Cubic Feet 21

OPTIONS –

CAL 133, *per seat* +98

Moisture barrier, *per seat* +85

Custom frame finish +28

Bolt-to-floor bracket +85

Wood arm caps -

Polyurethane arm caps -

Rigid Polyester arm caps +75

Corian® Solid Surface arm caps +795

Additional 20 lbs weight +185

Additional 40 lbs weight +325


Additional 60 lbs weight +495

MODEL NO.	COM/1	2	3	4	5	6
SW6508HD-CA	CAD \$ 2500	2744	2994	3250	3507	3769

Oasis Glider

Patient Seating Collection

Different fabrics may be specified on the seat and on the back. In this case, use the higher grade of the two. No additional upcharge applies.



SW6512HD-MB

DESCRIPTION –

Glider, mid-back



DIMENSIONS –

Width	25.5
Depth	27
Height	34.5
Seat Width	21
Seat Depth	19
Seat Height	18.5
Arm Height	26
COM Yard Back	1.25
COM Yard Seat	.75
COM Yard Arms	2
Ship Weight	94
Cubic Feet	16

OPTIONS –

CAL 133, <i>per seat</i>	+98
Moisture barrier, <i>per seat</i>	+85
Wood arm caps	-
Polyurethane arm caps	-
Rigid Polyester arm caps	+75
Corian® Solid Surface arm caps	+795

MODEL NO.	COM/1	2	3	4	5	6
SW6512HD-MB	CAD \$ 2688	2903	3119	3334	3549	3764

SW6512HD-HB

DESCRIPTION –

Glider, high-back



DIMENSIONS –

Width	25.5
Depth	27
Height	44.5
Seat Width	21
Seat Depth	19
Seat Height	18.5
Arm Height	26
COM Yard Back	1.75
COM Yard Seat	.75
COM Yard Arms	2
Ship Weight	94
Cubic Feet	16

OPTIONS –

CAL 133, <i>per seat</i>	+98
Moisture barrier, <i>per seat</i>	+85
Custom frame finish	+28
Bolt-to-floor bracket	+85
Wood arm caps	-
Polyurethane arm caps	-
Rigid Polyester arm caps	+75
Corian® Solid Surface arm caps	+795

MODEL NO.	COM/1	2	3	4	5	6
SW6512HD-HB	CAD \$ 2993	3229	3465	3701	3938	4174