


Flo

Casegoods Collection

When ordering this product, specification MODEL NO.s must be added to unit Model Number, as shown below. Custom finishes require a minimum quantity order. Please contact customer service for more information. NOTE: Upholstery and additional options must be specified separately.




COLOR FINISH -

STANCE MODEL
NUMBER -

COLOR
FINISH -

FLBD3680-WS

- CB** Cornflower Blue
- CG** Chateau Grey
- DB** Dusty Blue
- HP** Heather Purple
- IG** Iron Gate
- SA** Sage Green
- SG** Slate Green
- WS** Warm Sand



FLBD3680

DESCRIPTION –

Bed



DIMENSIONS –

Width	39.5
Depth	83.5
Height	20
Deck Height	18
Ship Weight	146
Cubic Feet	33

OPTIONS –

Enclosed bottom (adds 55 lbs)	+398
Bolt-to-floor (Model BTF4)	+0
Patient restraint (Model PRFRBD)	+420

MODEL NO.		PRICE
FLBD3680 Bed	CAD \$	3222

FLBDS3680

DESCRIPTION –

Bed
With side storage




DIMENSIONS –

Width	39.5
Depth	83.5
Height	20
Deck Height	18
Storage Width	20/6.5
Storage Depth	16
Storage Height	11
Ship Weight	155
Cubic Feet	33

OPTIONS –

Enclosed bottom (adds 55 lbs)	+398
Bolt-to-floor (Model BTF4)	+0
Patient restraint (Model PRFRBD)	+420

MODEL NO.		PRICE
FLBDS3680 Bed, side storage	CAD \$	3337



FL100

DESCRIPTION –

Bedside Cabinet



DIMENSIONS –

Width 20
 Depth 18
 Height 23.4
 Top Height 22.4
 Storage Width 15
 Storage Depth 15.75
 Storage Height 5/8.5
 Ship Weight 26
 Cubic Feet 5

OPTIONS –

Bolt-to-floor (Model BTF4) +0

MODEL NO.	PRICE
FL100 Bedside Cabinet	CAD \$ 1145

FRCG702

DESCRIPTION –

Two Shelf Wall Mount Unit



DIMENSIONS –

Width 29
 Depth 14
 Height 22
 Storage Width 22
 Storage Depth 11
 Storage Height 11/clear
 Ship Weight 23
 Cubic Feet 5

MODEL NO.	PRICE
FRCG702 Two Shelf Wall Mount Unit	CAD \$ 979

FRCG703

DESCRIPTION –


Three Shelf Wall Mount Unit



DIMENSIONS –

Width 29
 Depth 14
 Height 51
 Storage Width 22
 Storage Depth 11
 Storage Height 11/11/11
 Ship Weight 49
 Cubic Feet 12

MODEL NO.	PRICE
FRCG703 Three Shelf Wall Mount Unit	CAD \$ 1575



SF36805

DESCRIPTION –

Mattress



DIMENSIONS –

Width 80
 Depth 36
 Height 5
 Cubic Feet 14
 Ship Weight 18

MODEL NO.	PRICE	
SF36805 Mattress	CAD \$	1222

SF36805-PW

DESCRIPTION –

Mattress
 With built-in pillow



DIMENSIONS –

Width 80
 Depth 36
 Height 5
 Cubic Feet 14
 Ship Weight 18

MODEL NO.	PRICE	
SF36805-PW Mattress, built-in pillow	CAD \$	1382