



LAMINATE  
FINISH –

METAL BASE  
FINISH –

MODEL  
NUMBER –

LAMINATE  
FINISH –

METAL BASE  
FINISH –

DRT-20D-16-BH –CH –GM

AR	Aria	GM	Gunmetal
CL	Candlelight	MB	Metallic Beige
CH	Chocolate	SB	Smooth Black
DV	Dolce Vita	SS	Smooth Silver
GR	Grenada	TB	Textured Black
HM	Hard Rock Maple	TN	Textured Nickel
HA	Havana		
PA	Palomino		
WC	White Chocolate		



DRT-20D-16-H

DESCRIPTION –

Drum Table  
20" x 16"



DIMENSIONS –

Width 20  
Height 16  
Cubic Feet 4  
Ship Weight 36

OPTIONS –

A/C receptacle with USB port\* +395



LOCATED  
TOP REAR



POWER WITH  
2 USB PORTS

\*Not recommended for use in high-risk patient areas

MODEL NO.		PRICE
DRT-20D-16-H	Laminate drum table	USD \$ 1600

DRT-20D-20-H

DESCRIPTION –

Drum Table  
20" x 20"



DIMENSIONS –

Width 20  
Height 20  
Cubic Feet 5  
Ship Weight 42

OPTIONS –

A/C receptacle with USB port\* +395



LOCATED  
TOP REAR



POWER WITH  
2 USB PORTS

\*Not recommended for use in high-risk patient areas

MODEL NO.		PRICE
DRT-20D-20-H	Laminate drum table	USD \$ 1659

DRT-24D-16-H

DESCRIPTION –

Drum Table  
24" x 16"



DIMENSIONS –

Width 24  
Height 16  
Cubic Feet 5  
Ship Weight 47

OPTIONS –

A/C receptacle with USB port\* +395



LOCATED  
TOP REAR



POWER WITH  
2 USB PORTS

\*Not recommended for use in high-risk patient areas

MODEL NO.		PRICE
DRT-24D-16-H	Laminate drum table	USD \$ 1718



DRT-24D-20-H

DESCRIPTION –

Drum Table  
24" x 20"



DIMENSIONS –

Width 24  
Height 20  
Cubic Feet 7  
Ship Weight 54

OPTIONS –

A/C receptacle with USB port\* +395



LOCATED  
TOP REAR



POWER WITH  
2 USB PORTS

\*Not recommended for use in high-risk patient areas

MODEL NO.		PRICE	
DRT-24D-20-H	Laminate drum table	USD \$	1777

DRT-30D-16-H

DESCRIPTION –

Drum Table  
30" x 16"



DIMENSIONS –

Width 30  
Height 16  
Cubic Feet 8  
Ship Weight 65

OPTIONS –

A/C receptacle with USB port\* +395



LOCATED  
TOP CENTER



POWER WITH  
2 USB PORTS

\*Not recommended for use in high-risk patient areas

MODEL NO.		PRICE	
DRT-30D-16-H	Laminate drum table	USD \$	1836

DRT-30D-20-H

DESCRIPTION –

Drum Table  
30" x 20"



DIMENSIONS –

Width 30  
Height 20  
Cubic Feet 10  
Ship Weight 73

OPTIONS –

A/C receptacle with USB port\* +395



LOCATED  
TOP CENTER



POWER WITH  
2 USB PORTS

\*Not recommended for use in high-risk patient areas

MODEL NO.		PRICE	
DRT-30D-20-H	Laminate drum table	USD \$	1893



DRT-36D-16-H

DESCRIPTION –

Drum Table  
36" x 16"



DIMENSIONS –

Width 36  
Height 16  
Cubic Feet 12  
Ship Weight 86

OPTIONS –

A/C receptacle with USB port\* +395



LOCATED  
TOP CENTER

POWER WITH  
2 USB PORTS

\*Not recommended for use in high-risk patient areas

MODEL NO.		PRICE
DRT-36D-16-H	Laminate drum table	USD \$ 2006

DRT-36D-20-H

DESCRIPTION –

Drum Table  
36" x 20"



DIMENSIONS –

Width 36  
Height 20  
Cubic Feet 15  
Ship Weight 97

OPTIONS –

A/C receptacle with USB port\* +395



LOCATED  
TOP CENTER

POWER WITH  
2 USB PORTS

\*Not recommended for use in high-risk patient areas

MODEL NO.		PRICE
DRT-36D-20-H	Laminate drum table	USD \$ 2119

DRT-42D-16-H

DESCRIPTION –

Drum Table  
42" x 16"



DIMENSIONS –

Width 42  
Height 16  
Cubic Feet 16  
Ship Weight 110

OPTIONS –

A/C receptacle with USB port\* +395



LOCATED  
TOP CENTER

POWER WITH  
2 USB PORTS

\*Not recommended for use in high-risk patient areas

MODEL NO.		PRICE
DRT-42D-16-H	Laminate drum table	USD \$ 2231



DRT-20D-16-BH-H

DESCRIPTION –

Drum Table, plinth base  
20" x 16"




DIMENSIONS –


Width 20  
Height 16  
Cubic Feet 4  
Ship Weight 56

OPTIONS –

A/C receptacle with USB port\* +395



LOCATED  
TOP REAR



POWER WITH  
2 USB PORTS

\*Not recommended for use in high-risk patient areas

MODEL NO.		PRICE	
DRT-20D-16-BH-H	Laminate drum table with plinth base	USD \$	2111

DRT-20D-20-BH-H

DESCRIPTION –

Drum Table, plinth base  
20" x 20"




DIMENSIONS –


Width 20  
Height 20  
Cubic Feet 5  
Ship Weight 62

OPTIONS –

A/C receptacle with USB port\* +395



LOCATED  
TOP REAR



POWER WITH  
2 USB PORTS

\*Not recommended for use in high-risk patient areas

MODEL NO.		PRICE	
DRT-20D-20-BH-H	Laminate drum table with plinth base	USD \$	2253

DRT-24D-16-BH-H

DESCRIPTION –

Drum Table, plinth base  
24" x 16"




DIMENSIONS –


Width 24  
Height 16  
Cubic Feet 5  
Ship Weight 76

OPTIONS –

A/C receptacle with USB port\* +395



LOCATED  
TOP REAR



POWER WITH  
2 USB PORTS

\*Not recommended for use in high-risk patient areas

MODEL NO.		PRICE	
DRT-24D-16-BH-H	Laminate drum table with plinth base	USD \$	2395



DRT-24D-20-BH-H

DESCRIPTION –

Drum Table, plinth base  
24" x 20"



DIMENSIONS –

Width 24  
Height 20  
Cubic Feet 7  
Ship Weight 83

OPTIONS –

A/C receptacle with USB port\* +395



LOCATED  
TOP REAR



POWER WITH  
2 USB PORTS

\*Not recommended for use in high-risk patient areas

MODEL NO.		PRICE
DRT-24D-20-BH-H	Laminate drum table with plinth base	USD \$ 2537

DRT-30D-16-BH-H

DESCRIPTION –

Drum Table, plinth base  
30" x 16"



DIMENSIONS –

Width 30  
Height 16  
Cubic Feet 8  
Ship Weight 112

OPTIONS –

A/C receptacle with USB port\* +395



LOCATED  
TOP CENTER



POWER WITH  
2 USB PORTS

\*Not recommended for use in high-risk patient areas

MODEL NO.		PRICE
DRT-30D-16-BH-H	Laminate drum table with plinth base	USD \$ 2679

DRT-30D-20-BH-H

DESCRIPTION –

Drum Table, plinth base  
30" x 20"



DIMENSIONS –

Width 30  
Height 20  
Cubic Feet 10  
Ship Weight 121

OPTIONS –

A/C receptacle with USB port\* +395



LOCATED  
TOP CENTER



POWER WITH  
2 USB PORTS

\*Not recommended for use in high-risk patient areas

MODEL NO.		PRICE
DRT-30D-20-BH-H	Laminate drum table with plinth base	USD \$ 2820



DRT-36D-16-BH-H

DESCRIPTION –

Drum Table, plinth base  
36" x 16"



DIMENSIONS –

Width 36  
Height 16  
Cubic Feet 12  
Ship Weight 156

OPTIONS –

A/C receptacle with USB port\* +395



LOCATED  
TOP CENTER



POWER WITH  
2 USB PORTS

\*Not recommended for use in high-risk patient areas

MODEL NO.		PRICE
DRT-36D-16-BH-H	Laminate drum table with plinth base	USD \$ 3018

DRT-36D-20-BH-H

DESCRIPTION –

Drum Table, plinth base  
36" x 20"



DIMENSIONS –

Width 36  
Height 20  
Cubic Feet 15  
Ship Weight 166

OPTIONS –

A/C receptacle with USB port\* +395



LOCATED  
TOP CENTER



POWER WITH  
2 USB PORTS

\*Not recommended for use in high-risk patient areas

MODEL NO.		PRICE
DRT-36D-20-BH-H	Laminate drum table with plinth base	USD \$ 3215

DRT-42D-16-BH-H

DESCRIPTION –

Drum Table, plinth base  
42" x 16"



DIMENSIONS –

Width 42  
Height 16  
Cubic Feet 16  
Ship Weight 205

OPTIONS –

A/C receptacle with USB port\* +395



LOCATED  
TOP CENTER



POWER WITH  
2 USB PORTS

\*Not recommended for use in high-risk patient areas

MODEL NO.		PRICE
DRT-42D-16-BH-H	Laminate drum table with plinth base	USD \$ 3414



DRT-20D-16-H-S

DESCRIPTION –

Drum Table  
20" x 16"



DIMENSIONS –

Width 20  
Height 16  
Cubic Feet 4  
Ship Weight 17

OPTIONS –

A/C receptacle with USB port\* +395



LOCATED  
TOP REAR



POWER WITH  
2 USB PORTS

\*Not recommended for use in high-risk patient areas

MODEL NO.		PRICE	
DRT-20D-16-H-S	Laminate drum table, solid surface top	USD \$	1807

DRT-20D-20-H-S

DESCRIPTION –

Drum Table  
20" x 20"



DIMENSIONS –

Width 20  
Height 20  
Cubic Feet 5  
Ship Weight 20

OPTIONS –

A/C receptacle with USB port\* +395



LOCATED  
TOP REAR



POWER WITH  
2 USB PORTS

\*Not recommended for use in high-risk patient areas

MODEL NO.		PRICE	
DRT-20D-20-H-S	Laminate drum table, solid surface top	USD \$	1888

DRT-24D-16-H-S

DESCRIPTION –

Drum Table  
24" x 16"



DIMENSIONS –

Width 24  
Height 16  
Cubic Feet 5  
Ship Weight 22.5

OPTIONS –

A/C receptacle with USB port\* +395



LOCATED  
TOP REAR



POWER WITH  
2 USB PORTS

\*Not recommended for use in high-risk patient areas

MODEL NO.		PRICE	
DRT-24D-16-H-S	Laminate drum table, solid surface top	USD \$	1947





DRT-24D-20-H-S

DESCRIPTION –

Drum Table  
24" x 20"



DIMENSIONS –

Width 24  
Height 20  
Cubic Feet 7  
Ship Weight 26

OPTIONS –

A/C receptacle with USB port\* +395



LOCATED  
TOP REAR



POWER WITH  
2 USB PORTS

\*Not recommended for use in high-risk patient areas

MODEL NO.		PRICE	
DRT-24D-20-H-S	Laminate drum table, solid surface top	USD \$	2055

DRT-30D-16-H-S

DESCRIPTION –

Drum Table  
30" x 16"



DIMENSIONS –

Width 30  
Height 16  
Cubic Feet 8  
Ship Weight 31

OPTIONS –

A/C receptacle with USB port\* +395



LOCATED  
TOP CENTER



POWER WITH  
2 USB PORTS

\*Not recommended for use in high-risk patient areas

MODEL NO.		PRICE	
DRT-30D-16-H-S	Laminate drum table, solid surface top	USD \$	2163

DRT-30D-20-H-S

DESCRIPTION –

Drum Table  
30" x 20"



DIMENSIONS –

Width 30  
Height 20  
Cubic Feet 10  
Ship Weight 35

OPTIONS –

A/C receptacle with USB port\* +395



LOCATED  
TOP CENTER



POWER WITH  
2 USB PORTS

\*Not recommended for use in high-risk patient areas

MODEL NO.		PRICE	
DRT-30D-20-H-S	Laminate drum table, solid surface top	USD \$	2219



DRT-36D-16-H-S

DESCRIPTION –

Drum Table  
36" x 16"



DIMENSIONS –

Width 36  
Height 16  
Cubic Feet 12  
Ship Weight 41

OPTIONS –

A/C receptacle with USB port\* +395



LOCATED  
TOP CENTER



POWER WITH  
2 USB PORTS

\*Not recommended for use in high-risk patient areas

MODEL NO.		PRICE
DRT-36D-16-H-S	Laminate drum table, solid surface top	USD \$ 2490

DRT-36D-20-H-S

DESCRIPTION –

Drum Table  
36" x 20"



DIMENSIONS –

Width 36  
Height 20  
Cubic Feet 15  
Ship Weight 46

OPTIONS –

A/C receptacle with USB port\* +395



LOCATED  
TOP CENTER



POWER WITH  
2 USB PORTS

\*Not recommended for use in high-risk patient areas

MODEL NO.		PRICE
DRT-36D-20-H-S	Laminate drum table, solid surface top	USD \$ 2596

DRT-42D-16-H-S

DESCRIPTION –

Drum Table  
42" x 16"



DIMENSIONS –

Width 42  
Height 16  
Cubic Feet 16  
Ship Weight 53

OPTIONS –

A/C receptacle with USB port\* +395



LOCATED  
TOP CENTER



POWER WITH  
2 USB PORTS

\*Not recommended for use in high-risk patient areas

MODEL NO.		PRICE
DRT-42D-16-H-S	Laminate drum table, solid surface top	USD \$ 2794



DRT-20D-16-BH-H-S

DESCRIPTION –

Drum Table, plinth base  
20" x 16"




DIMENSIONS –


Width 20  
Height 16  
Cubic Feet 4  
Ship Weight 72.5

OPTIONS –

A/C receptacle with USB port\* +395



LOCATED  
TOP REAR



POWER WITH  
2 USB PORTS

\*Not recommended for use in high-risk patient areas

MODEL NO.		PRICE
DRT-20D-16-BH-H-S	Laminate, plinth base, solid surface top	USD \$ 2318

DRT-20D-20-BH-H-S

DESCRIPTION –

Drum Table, plinth base  
20" x 20"




DIMENSIONS –


Width 20  
Height 20  
Cubic Feet 5  
Ship Weight 78

OPTIONS –

A/C receptacle with USB port\* +395



LOCATED  
TOP REAR



POWER WITH  
2 USB PORTS

\*Not recommended for use in high-risk patient areas

MODEL NO.		PRICE
DRT-20D-20-BH-H-S	Laminate, plinth base, solid surface top	USD \$ 2460

DRT-24D-16-BH-H-S

DESCRIPTION –

Drum Table, plinth base  
24" x 16"




DIMENSIONS –


Width 24  
Height 16  
Cubic Feet 5  
Ship Weight 82.5

OPTIONS –

A/C receptacle with USB port\* +395



LOCATED  
TOP REAR



POWER WITH  
2 USB PORTS

\*Not recommended for use in high-risk patient areas

MODEL NO.		PRICE
DRT-24D-16-BH-H-S	Laminate, plinth base, solid surface top	USD \$ 2661



DRT-24D-20-BH-H-S

DESCRIPTION –

Drum Table, plinth base  
24" x 20"



DIMENSIONS –

Width 24  
Height 20  
Cubic Feet 7  
Ship Weight 88

OPTIONS –

A/C receptacle with USB port\* +395



LOCATED  
TOP REAR



POWER WITH  
2 USB PORTS

\*Not recommended for use in high-risk patient areas

MODEL NO.		PRICE
DRT-24D-20-BH-H-S	Laminate, plinth base, solid surface top	USD \$ 2803

DRT-30D-16-BH-H-S

DESCRIPTION –

Drum Table, plinth base  
30" x 16"



DIMENSIONS –

Width 30  
Height 16  
Cubic Feet 8  
Ship Weight 81

OPTIONS –

A/C receptacle with USB port\* +395



LOCATED  
TOP CENTER



POWER WITH  
2 USB PORTS

\*Not recommended for use in high-risk patient areas

MODEL NO.		PRICE
DRT-30D-16-BH-H-S	Laminate, plinth base, solid surface top	USD \$ 2993

DRT-30D-20-BH-H-S

DESCRIPTION –

Drum Table, plinth base  
30" x 20"



DIMENSIONS –

Width 30  
Height 20  
Cubic Feet 10  
Ship Weight 85

OPTIONS –

A/C receptacle with USB port\* +395



LOCATED  
TOP CENTER



POWER WITH  
2 USB PORTS

\*Not recommended for use in high-risk patient areas

MODEL NO.		PRICE
DRT-30D-20-BH-H-S	Laminate, plinth base, solid surface top	USD \$ 3133



DRT-36D-16-BH-H-S

DESCRIPTION –

Drum Table, plinth base  
36" x 16"



DIMENSIONS –

Width 36  
Height 16  
Cubic Feet 12  
Ship Weight 114

OPTIONS –

A/C receptacle with USB port\* +395



LOCATED  
TOP CENTER



POWER WITH  
2 USB PORTS

\*Not recommended for use in high-risk patient areas

MODEL NO.		PRICE
DRT-36D-16-BH-H-S	Laminate, plinth base, solid surface top	USD \$ 3496

DRT-36D-20-BH-H-S

DESCRIPTION –

Drum Table, plinth base  
36" x 20"



DIMENSIONS –

Width 36  
Height 20  
Cubic Feet 15  
Ship Weight 130

OPTIONS –

A/C receptacle with USB port\* +395



LOCATED  
TOP CENTER



POWER WITH  
2 USB PORTS

\*Not recommended for use in high-risk patient areas

MODEL NO.		PRICE
DRT-36D-20-BH-H-S	Laminate, plinth base, solid surface top	USD \$ 3693

DRT-42D-16-BH-H-S

DESCRIPTION –

Drum Table, plinth base  
42" x 16"



DIMENSIONS –

Width 42  
Height 16  
Cubic Feet 16  
Ship Weight 150

OPTIONS –

A/C receptacle with USB port\* +395



LOCATED  
TOP CENTER



POWER WITH  
2 USB PORTS

\*Not recommended for use in high-risk patient areas

MODEL NO.		PRICE
DRT-42D-16-BH-H-S	Laminate, plinth base, solid surface top	USD \$ 3971